

Minimum Spacing for Assembly Areas With Non-Fixed Seating and Tables

These are the general requirements from NFPA 101, Sections 12.2.5 and 13.2.5. Examples are provided on pages 2 through 5. Contact the Fire Prevention office if you have questions or special circumstances.

Rule 1: Aisle Accessways shall **not be less than 12 inches wide**.

Rule 2: Where non-fixed seating is used, the 12 inches from Rule 1 is **measured from a point 19 inches from the table's edge** (the area occupied by a person sitting in a seat).

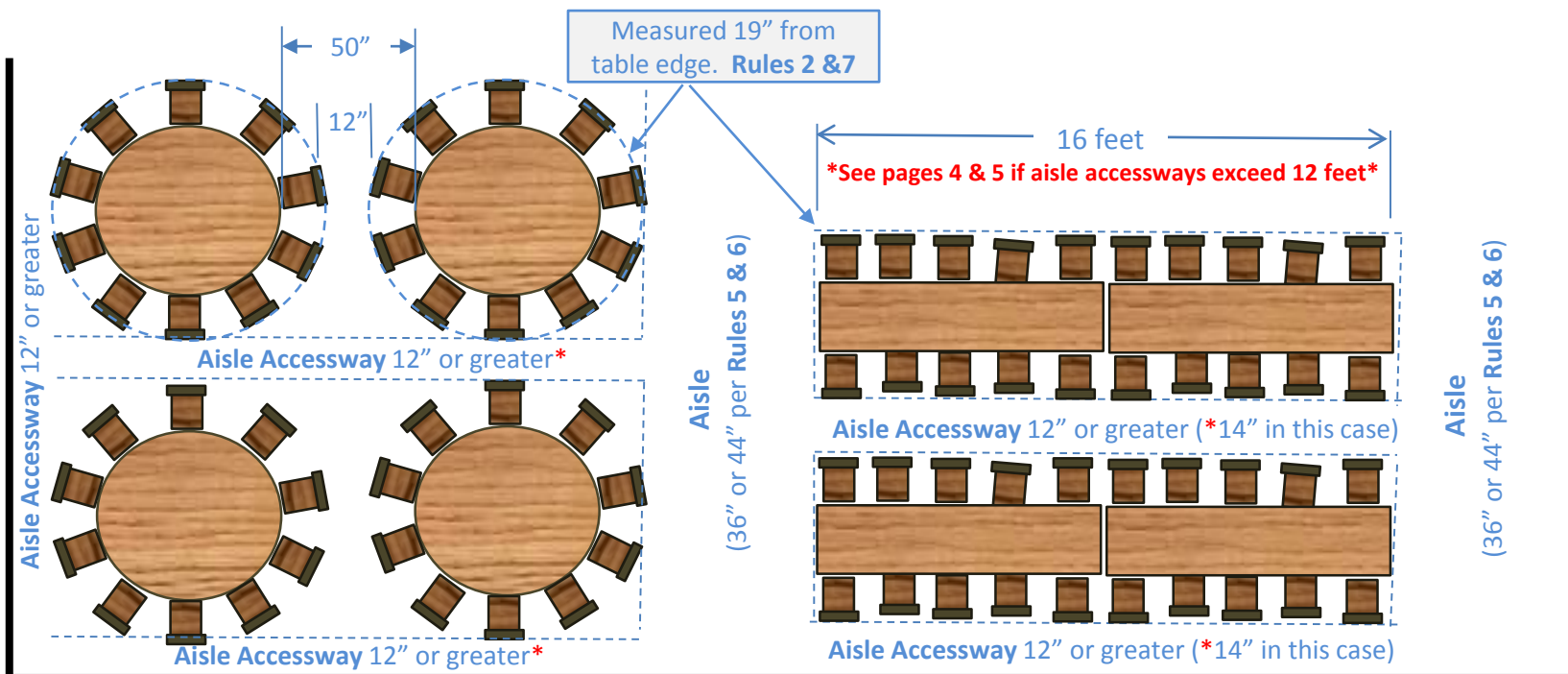
Rule 3: Aisle accessway width shall be increased by $\frac{1}{2}$ inch for every foot beyond 12 feet of accessway length. This is added to the 12 inches from Rule 1.

Rule 4: **Path of travel** from any seat along the aisle accessway shall **not exceed 36 feet to the closest aisle**.

Rule 5: Aisle width shall **not be less than 36 inches** where serving an **occupant load of 50 or fewer**.

Rule 6: Aisle width shall **not be less than 44 inches** where serving an **occupant load greater than 50**.

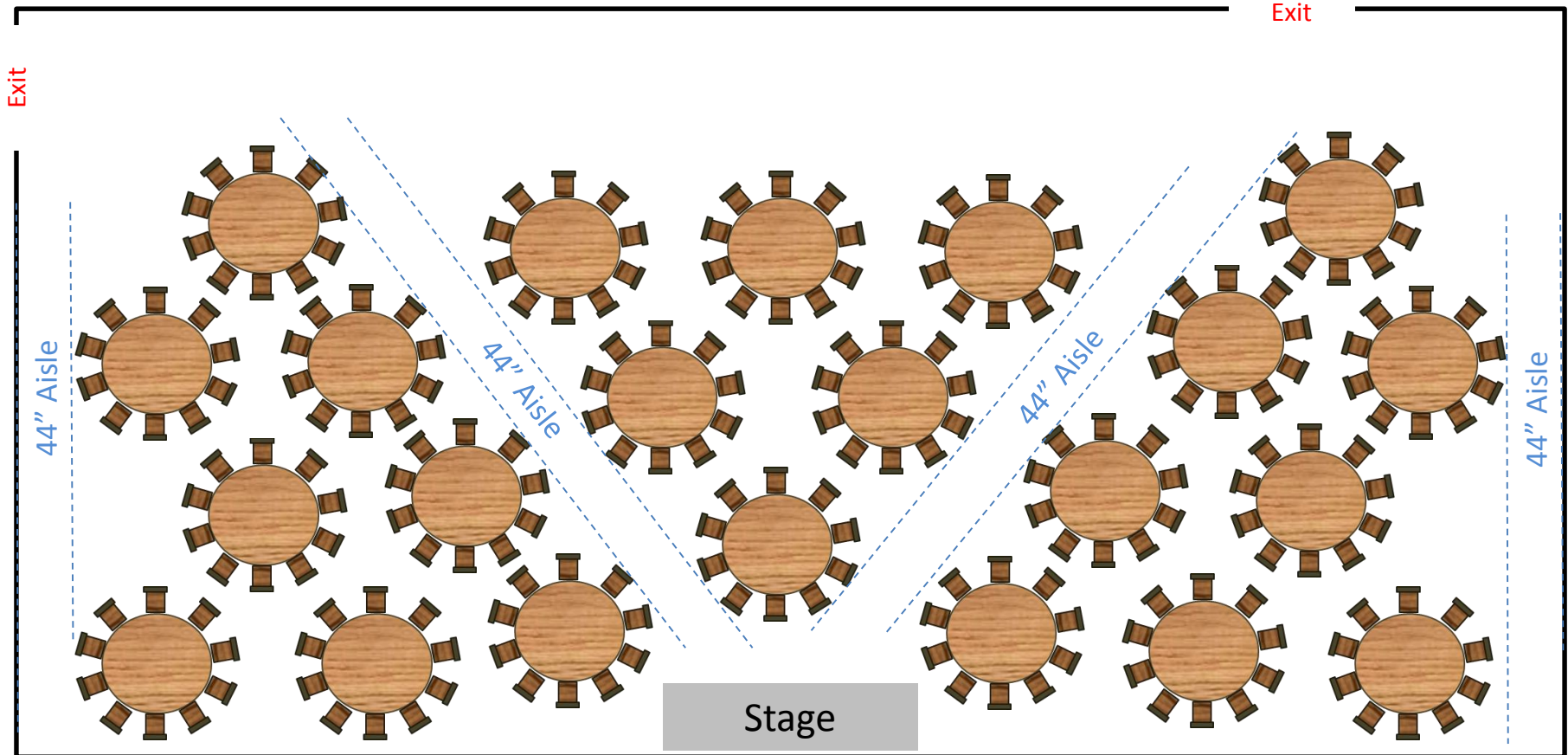
Rule 7: Where non-fixed seating is used, the 36 or 44 inches of rules 5 and 6 is **measured from a point 19 inches from the table's edge** (the area occupied by a person sitting in a seat).



Example 1

(Provided for illustration purposes only and not to scale or designed for any specific room)

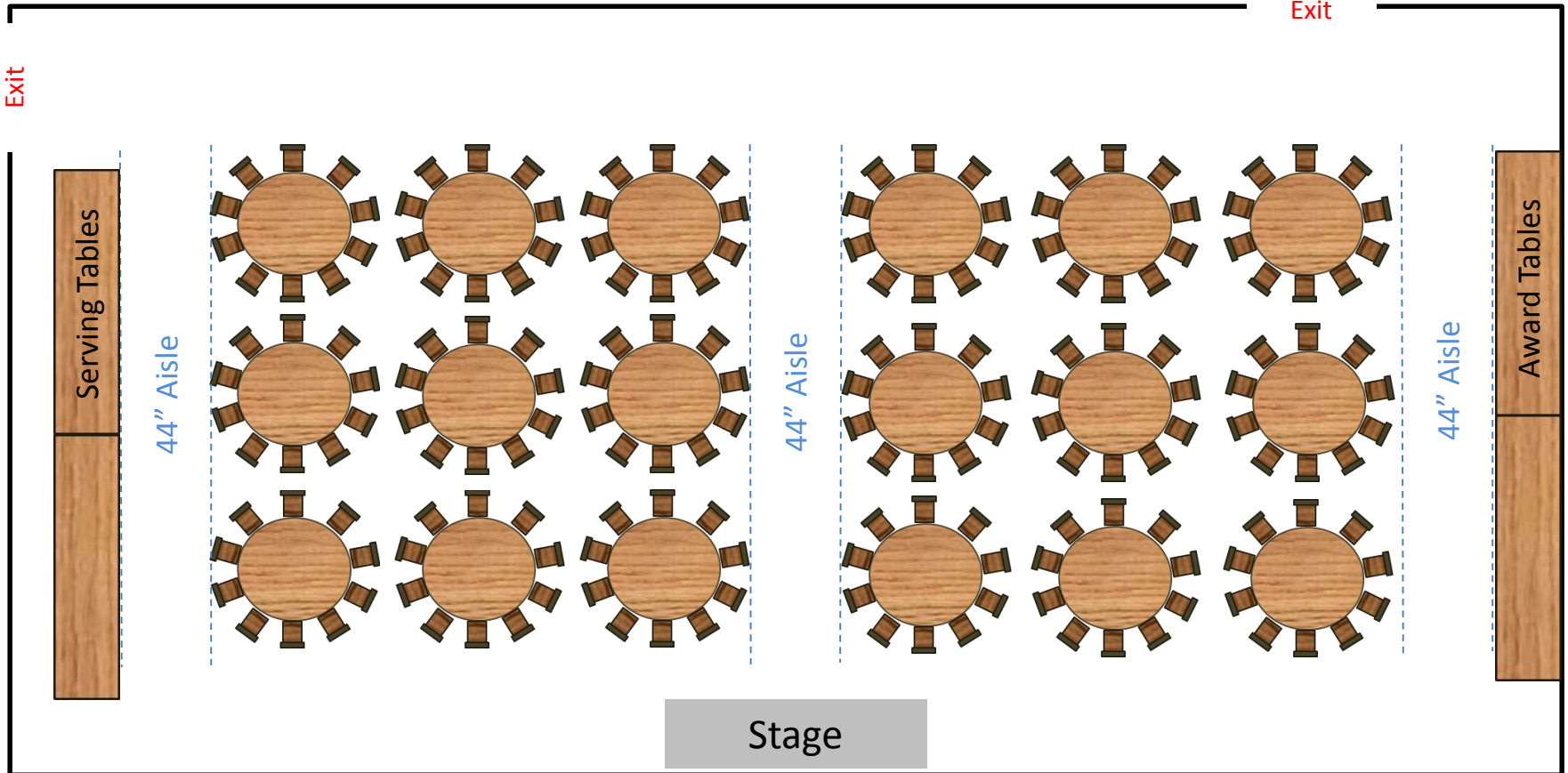
All aisle accessways have a minimum of 50 inches between tables
(19" from each table, plus the required 12 inch accessway = 50" between tables)



Example 2

(Provided for illustration purposes only and not to scale or designed for any specific room)

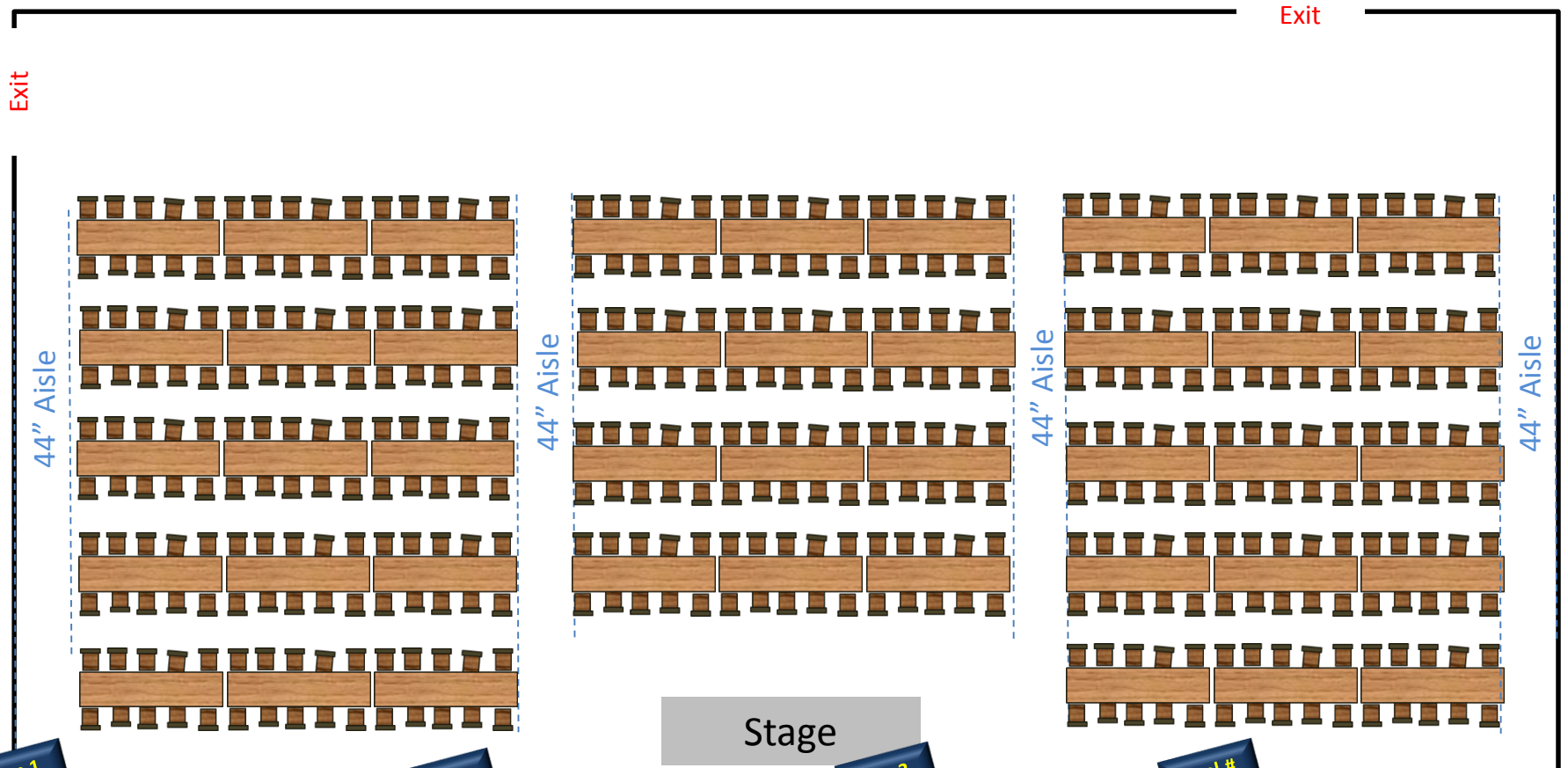
All aisle accessways have a minimum of 50 inches between tables
(19" from each table, plus the required 12 inch accessway = 50" between tables)



Example 3

(Provided for illustration purposes only and not to scale or designed for any specific room)

All aisle accessways have a minimum of 56 inches between tables in this scenario.
 (19" from each table, plus the required 18 inch wide accessway. 18 inches is due to aisle accessways being 24 feet in length and exceeding the 12 feet per Rule 3. See bottom of page on how to figure aisle accessway width.)

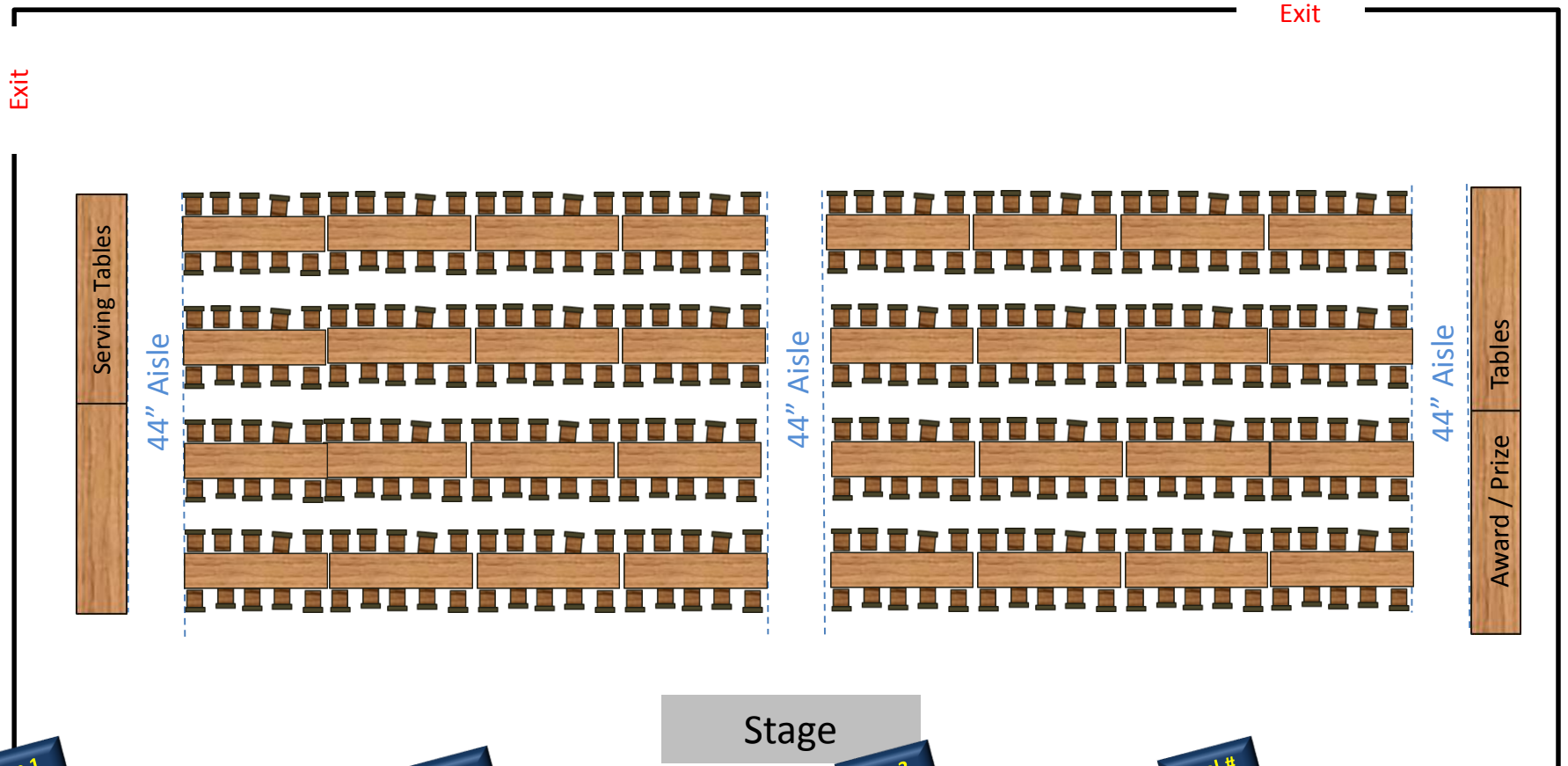


Step 1	Step 2	Step 3	Final #
24' (width of three tables end to end)	$\frac{1}{2}$ (1/2 inch for every foot per Rule 3)	12" (from Rule 1)	18 (distance between chairs)
-12' (basis of Rule 3)	x 12 (Total from Step 1)	+6" (inches from Step 2)	+19 (measure from one table)
-----	-----	-----	+19 (measure from the next table)
12' (accessway length exceeding Rule 3)	6 (Total inches to be added to the 12 inch requirement of Rule 1)	18" (distance between chairs)	-----
			56" accessways between tables

Example 4

(Provided for illustration purposes only and not to scale or designed for any specific room)

All aisle accessways have a minimum of 60 inches between tables in this scenario.
 (19" from each table, plus the required 22 inch wide accessway. 22 inches is due to aisle accessways being 32 feet in length and exceeding the 12 feet per Rule 3. See bottom of page on how to figure aisle accessway width.)



Stage

Step 1	Step 2	Step 3	Final #
32' (width of four tables end to end)	$\frac{1}{2}$ (1/2 inch for every foot per Rule 3)	12" (from Rule 1)	22 (distance between chairs)
-12' (basis of Rule 3)	x 20 (Total from the Step 1)	+10" (inches from Step 2)	+19 (measure from one table)
-----	-----	-----	+19 (measure from the next table)
20' (accessway length exceeding Rule 3)	10 (Total inches to be added to the 12 inch requirement of Rule 1)	22" (distance between chairs)	-----
			60" accessways between tables